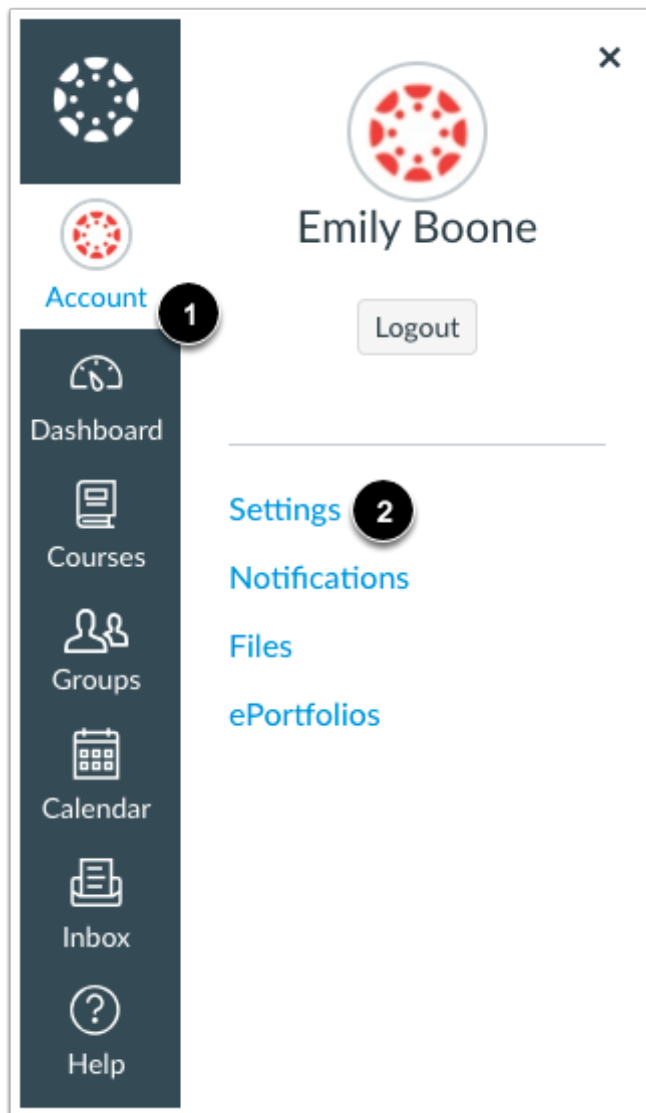


How to Pair with a Student in Canvas

You can generate a pairing code to link an observer to your Canvas account. An observer can enter the pairing code [in their User Settings Observing tab](#). You must create a separate pairing code for each observer who wants to link to your account.

An observer may be your parent, guardian, mentor, counselor, or another individual who needs to view your Canvas courses. Linked observers can view and participate in certain elements of your Canvas courses. For more information on the observer role, view the [Observer Visibility and Participation PDF](#).

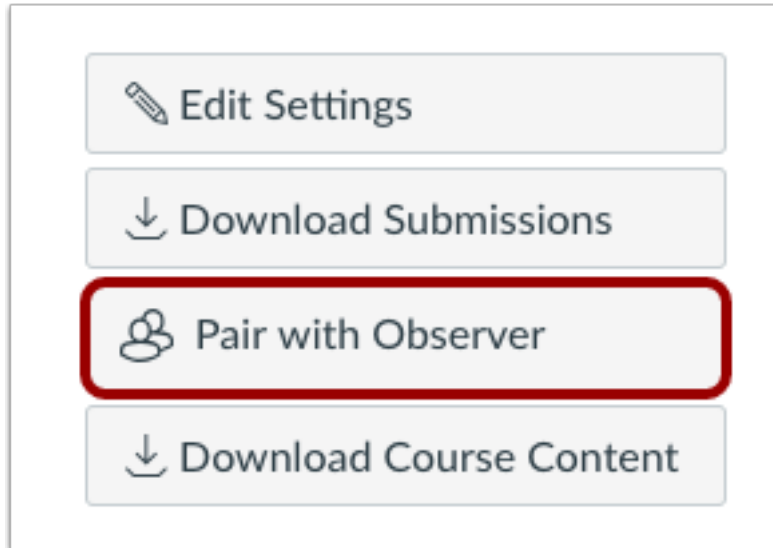
Open Settings



How to Pair with a Student in Canvas

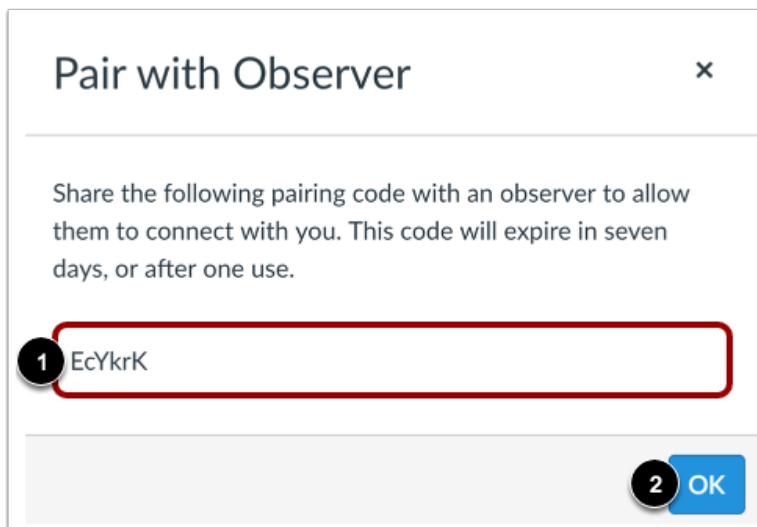
In Global Navigation, click the **Account** link [1], then click the **Settings** link [2].

Pair with Observer



Click the **Pair with Observer** button.

Copy Pairing Code



How to Pair with a Student in Canvas

Copy the six-digit alphanumeric pairing code [1]. You will need to share the code with the observer who will link to your account. The pairing code will expire after seven days or its first use.

To close the window, click the **OK** button [2].